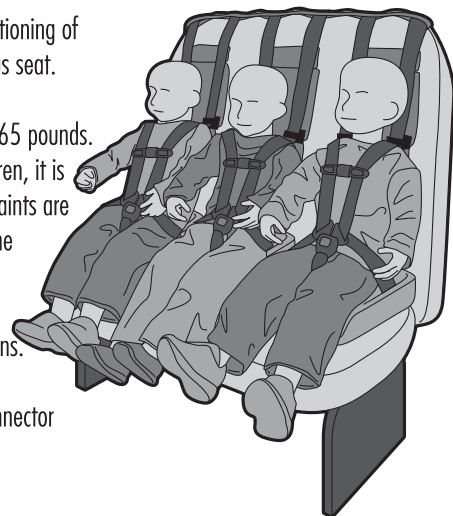


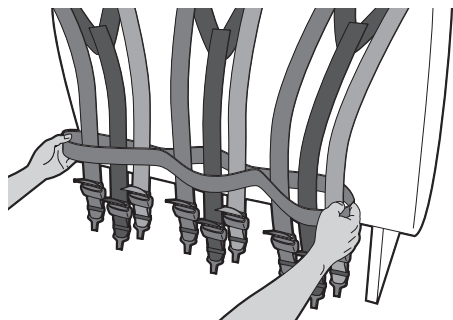
STAR Connector Strap Installation

- The STAR Connector Strap allows the positioning of **three** STAR restraints on a 39" school bus seat.
- Individual STAR restraints are rated to 25-65 pounds. Due to the space and comfort of the children, it is recommended that when three STAR restraints are used together on a 39" school bus seat, the maximum combined weight of children is 180 pounds (81.7 kg). Children can be positioned in one, two, or all three positions.
- Read instructions and install the STAR Connector Strap as outlined in steps 1 thru 4.



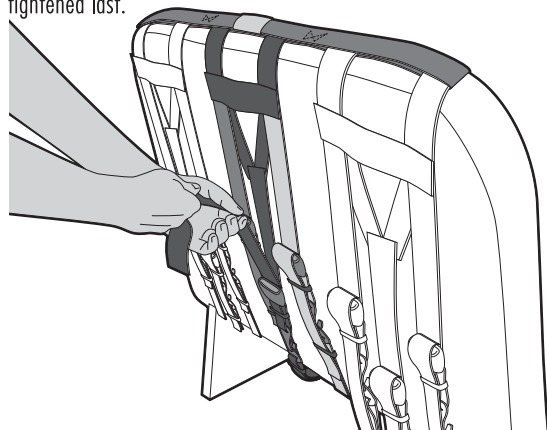
- 1** Position three STAR restraints on the 39" school bus seat before connecting the cam wrap straps. Thread the cam wrap straps through the three Connector Strap loops.

Pull the Connector Strap to the top of the seat. Attach all cam wrap straps. Do not tighten straps yet.



- 3** Once the Connector Strap is properly positioned on the school bus seat back cushion, tighten the cam wrap straps for the middle STAR restraint first and then the two outside STAR restraints.

Caution: The middle black strap on each STAR restraint is to be tightened last.



- 2** Position the Connector Strap at the top of the seat back and center evenly on the 39" school bus seat back cushion.



- 4** Check to be sure the Connector Strap is centered on the seat back cushion. This will prevent the outside straps from sliding off the ends of the seat.

